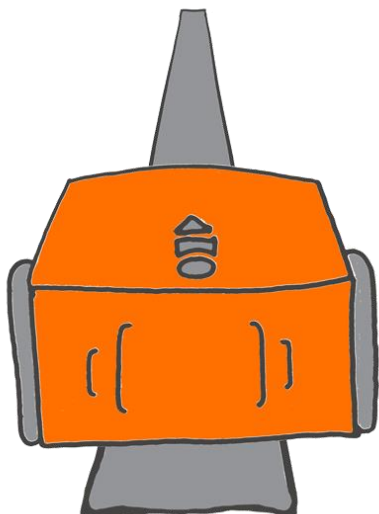
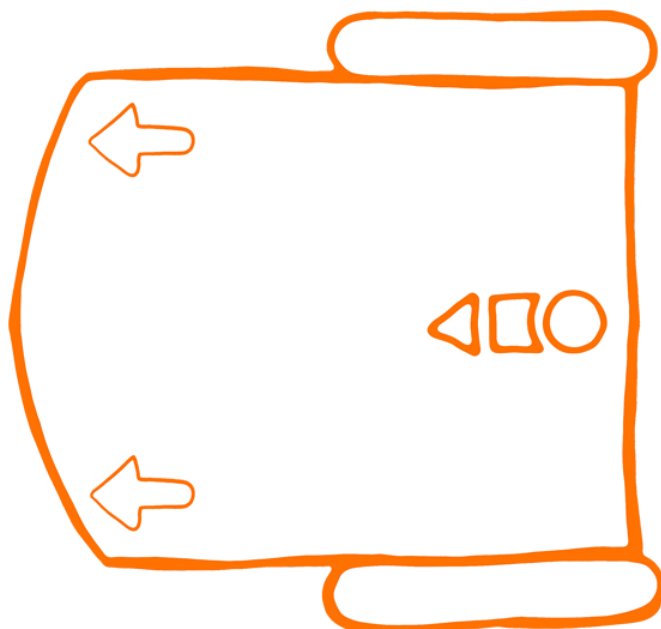



Line tracking



Edison uses a tracking sensor to see the difference between dark and light surfaces. Edison can use this sensor to follow a black line.

The barcode below has a built-in program. The program tells Edison to find the black line and follow it around.



Read the barcode

Put Edison on the outline above.

Press the record button (round button) three times.

Edison will quickly drive forward and scan the barcode.

What to do with Edison

Use the track on the next page.

Put Edison inside the track. Don't put Edison on top of the black line to start. Put Edison next to the line instead.

Press the play button (triangle button).

Edison will search for the track. Once Edison finds the track, Edison will continue to drive around and around on the track.

