


Lesson Anchor

Make a bird feeder

Explore the
Phenomenon!



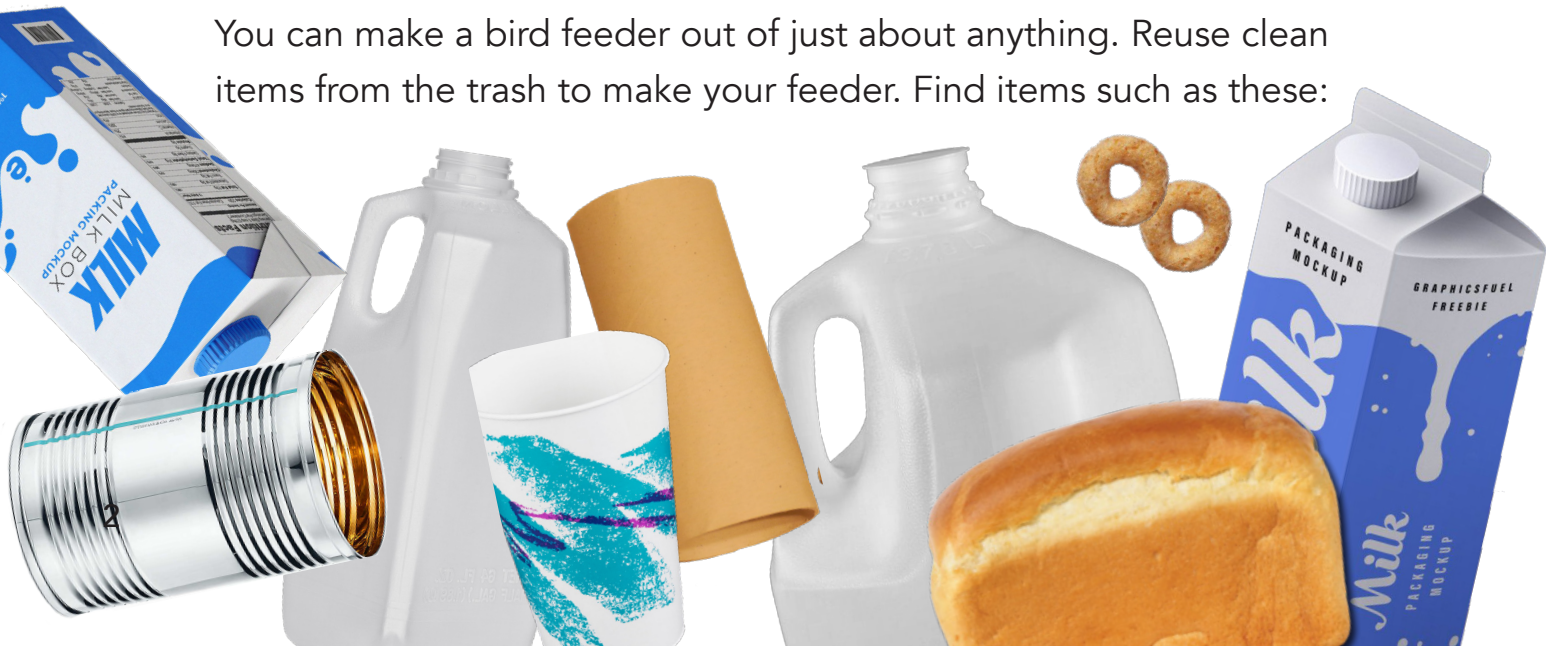
There are so many different places where living things live! Let's observe some of the wonderful and diverse wildlife we can see right outside our classroom window. To attract wildlife, all you will need is your own bird feeder.



You can attract birds with a simple bird feeder.

What you'll need:

You can make a bird feeder out of just about anything. Reuse clean items from the trash to make your feeder. Find items such as these:



What you'll do:

Design and make a bird feeder at home or at school. You can use these designs to inspire your own creativity.



Tin Can Feeder



Cheerio Necklace Feeder



Milk Jug Feeder



Almond Butter Bread Heel Feeder



Almond Butter Toilet Paper Tube Feeder




Paper Milk Carton Feeder

Tada Dada!

This is my fantastic bird feeder thing-a-ma-jiggy!

I call it a ...

Draw your bird feeder here and show how it works.



Can you explain it?



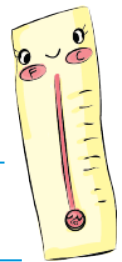
Think,
Pair,
Share!

What types of living things are
found where you live?

Describe your habitat

No matter where you live, it is part of a habitat! You might live in a desert, near a forest, or on a mountain. Take a close look around to describe the habitat around you.

Describe the climate where you live. What is typical weather and rainfall like? What are normal temperatures across the seasons?



Do you have any interesting land or water features nearby such as plains, hills, mountains, lakes, rivers or streams?



What different types of plants and animals do you see where you live?

