

Play Sugar Glaze!

Prepare this partner game:



1. Cut out the game piece tiles.

2. Place the tiles face down in a stack.

How to Play:

3. Draw a card and place it in the playing area.

4. Take turns drawing cards and placing them to score points.

The rules of the game:

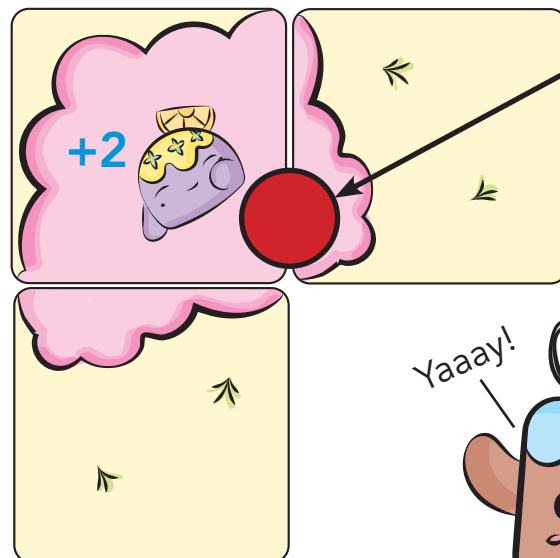
- Each player places tiles to build their own frosting shapes. Place colored dots to claim your building areas.
- When you close a shape, count one point for each tile in the shape. A shape that is not closed at the end of the game does not score any points.
- Add any bonus points labeled on your tiles to your score.

Example:


3+2=5 points

This frosting shape is worth 5 points.

















Add 1 point per tile plus 2 bonus points.



Remember to mark your building area with a paper dot.



Cut out the tiles



Cut out the tiles

